


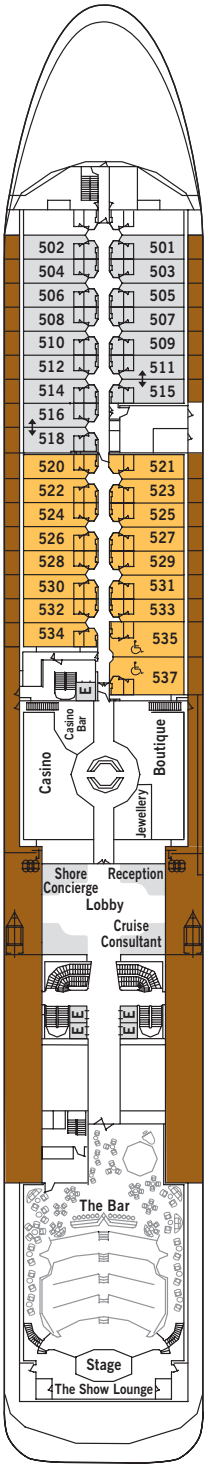
SILVER SHADOW – Deck Plans

Effective until December 2, 2019 (For voyages from December 3, 2019 to December 3, 2020, please go to page 3 | For voyages from December 4, 2020, please go to page 5)



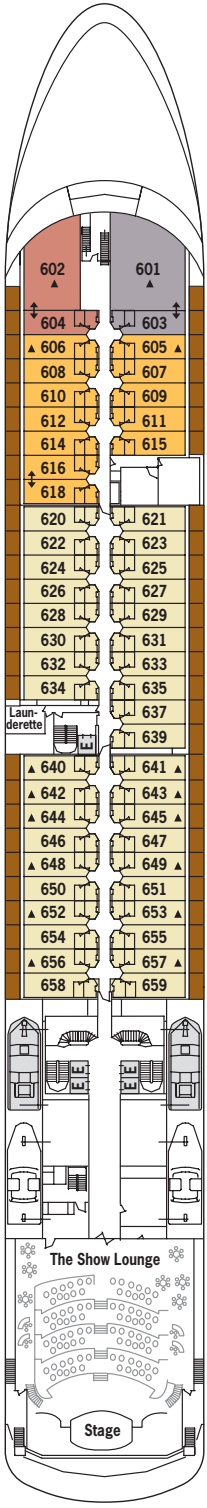
DECK 4

The Restaurant



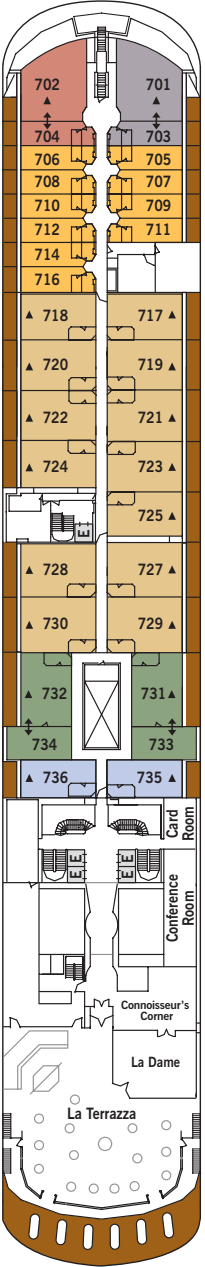
DECK 5

Casino  
Casino Bar  
The Bar  
Boutique  
Reception/Guest Relations  
Shore Concierge  
Cruise Consultant  
The Show Lounge



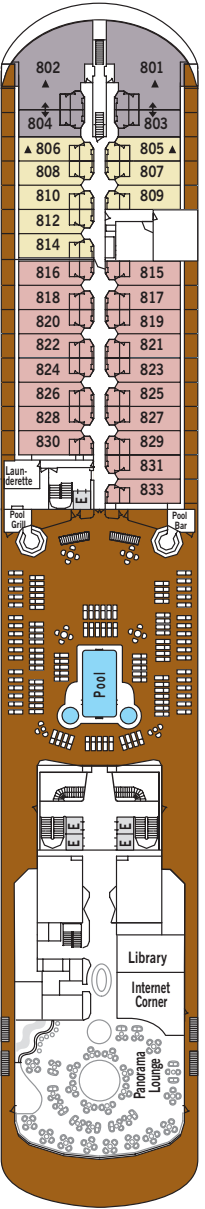
DECK 6

The Show Lounge



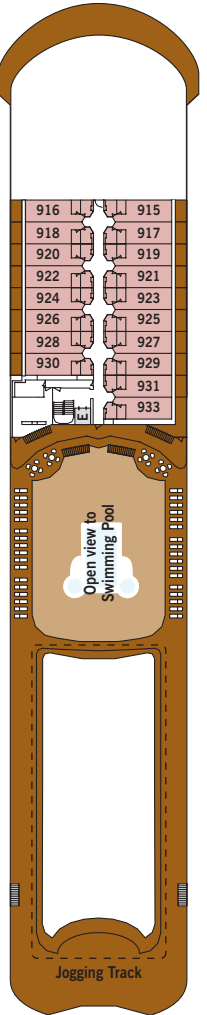
DECK 7

La Terrazza  
La Dame  
Connoisseur's Corner  
Conference/Card Room



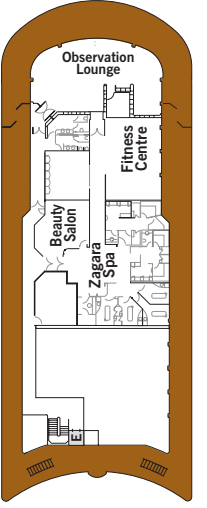
DECK 8

Pool Deck  
Pool Bar  
The Grill  
Library  
Internet Corner  
Panorama Lounge



DECK 9

Jogging Track



DECK 10

Fitness Centre  
Zagara Beauty Spa  
Observation Lounge



SUITE CATEGORIES

- Owner's Suite
- Grand Suite
- Royal Suite
- Silver Suite
- Medallion Suite
- Veranda 4.
- Veranda 3.
- Veranda 2.
- Veranda 1.
- Vista Suite

SPECIFICATIONS

- Crew 302
- Officers European
- Guests 388
- Tonnage 28,258
- Length 610 Feet/186 Metres
- Width 81.8 Feet/24.9 Metres
- Speed 18.5 Knots
- Passenger Decks 7
- 3rd Guest Capacity
- Connecting Suites 416/418, 511/515, 516/518, 616/618, 731/733, 732/734
- Handicap Suites
- 535,537
- Built 2000
- Registry Bahamas

Deckplans are for illustration porpuses only and may be subject to change

Suite diagrams shown are for illustration purposes only and may vary from actual square footage. Please refer to suite specifications for square footage.

SILVER SHADOW – Suite Diagrams

All suites feature:

- Butler service
- Refrigerator and bar setup stocked with your preferences
- BVLGARI® bath amenities, plus a choice of other European brands
- Plush bathrobe and slippers
- Personalised stationery
- Umbrella
- Complimentary Wifi for all suites
- Direct-dial telephone(s)



OWNER’S SUITE

Available as a one-bedroom configuration or as bedroom twos (as illustrated) by adjoining with a Vista Suite.

ONE BEDROOM: 919 SQ. FT. / 85 M²  
INCLUDING VERANDA (220 SQ. FT. / 20 M²);

TWO BEDROOM: 1,264 SQ. FT. / 117 M²  
INCLUDING VERANDA (220 SQ. FT. / 20 M²)

- Large teak veranda with patio furniture and floor-to-ceiling glass doors; bedroom two has additional large picture window
- Living room with sitting area; bedroom two has additional sitting area
- Separate dining area and bar
- Twin beds or queen-sized bed; bedroom two has additional twin beds or queen-sized bed
- Marble bathroom with double vanity, separate shower and full-sized whirlpool bath, plus a powder room; bedroom two has additional marble bathroom with full-sized bath
- Walk-in wardrobe(s) with personal safe
- Vanity table(s) with hair dryer
- Writing desk(s)
- 32” / 81 cm flat-screen television(s) with Interactive Media Library
- Bose® audio system
- Unlimited Premium Wifi
- Illy® espresso machine



GRAND SUITE

Available as a one-bedroom configuration or as bedroom twos (as illustrated) by adjoining with a Veranda Suite.

ONE BEDROOM: 941–1,090 SQ. FT. / 87–101 M²  
INCLUDING VERANDA (103–116 SQ. FT. / 10–11 M²);

TWO BEDROOM: 1,286-1,435 SQ. FT. / 119–133 M²  
INCLUDING VERANDA (163–176 SQ. FT. / 16–17 M²)

- Large teak veranda with patio furniture and floor-to-ceiling glass doors; bedroom two has additional veranda
- Living room with sitting area; bedroom two has additional sitting area
- Separate dining area and bar
- Twin beds or queen-sized bed; bedroom two has additional twin beds or queen-sized bed
- Marble bathroom with double vanity, separate shower and full-sized whirlpool bath, plus a powder room; bedroom two has additional marble bathroom with full-sized bath
- Walk-in wardrobe(s) with personal safe
- Vanity table(s) with hair dryer
- Writing desk(s)
- 32” / 81 cm flat-screen television(s) with Interactive Media Library
- Bose® audio system
- Unlimited Premium Wifi
- Illy® espresso machine



ROYAL SUITE

Available as a one-bedroom configuration or as bedroom twos (as illustrated) by adjoining with a Veranda Suite.

ONE BEDROOM: 967–1,007 SQ. FT. / 90–94 M²  
INCLUDING VERANDA (110–116 SQ. FT. / 10–11 M²);

TWO BEDROOM: 1,312–1,352 SQ. FT. / 122–126 M²  
INCLUDING VERANDA (170–176 SQ. FT. / 16–17 M²)

- Large teak veranda with patio furniture and floor-to-ceiling glass doors; bedroom two has additional veranda
- Living room with sitting area; bedroom two has additional sitting area
- Separate dining area and bar
- Twin beds or queen-sized bed; bedroom two has additional twin beds or queen-sized bed
- Marble bathroom with double vanity, separate shower and full-sized whirlpool bath, plus a powder room; bedroom two has additional marble bathroom with full-sized bath
- Walk-in wardrobe(s) with personal safe
- Vanity table(s) with hair dryer
- Writing desk(s)
- 32” / 81 cm flat-screen television(s) with Interactive Media Library
- Bose® audio system
- Unlimited Premium Wifi
- Illy® espresso machine



SILVER SUITE

Silver Suites accommodate three guests.

653–701 SQ. FT. / 61–65 M²  
INCLUDING VERANDA (110–123 SQ. FT. / 10–11 M²)

- Teak veranda with patio furniture and floor-to-ceiling glass doors
- Living room (with convertible sofa to accommodate an additional guest)
- Sitting area
- Separate dining area
- Twin beds or queen-sized bed
- Marble bathroom with double vanity, separate shower and full-sized whirlpool bath
- Walk-in wardrobe with personal safe
- Vanity table with hair dryer
- Writing desk
- 32” / 81 cm flat-screen television(s) with Interactive Media Library
- Bose® audio system
- Unlimited Premium Wifi
- Illy® espresso machine



MEDALLION SUITE

Medallion Suites accommodate three guests.

521 SQ. FT. / 49 M²  
INCLUDING VERANDA (81 SQ. FT. / 8 M²)

- Teak veranda with patio furniture and floor-to-ceiling glass doors
- Living room with sitting and dining area
- Twin beds or queen-sized bed
- Marble bathroom with double vanity, separate shower and full-sized whirlpool bath
- Walk-in wardrobe with personal safe
- Vanity table with hair dryer
- Writing desk
- 32” / 81 cm flat-screen television with Interactive Media Library
- Unlimited Premium Wifi



VERANDA 1 - 4

Veranda Suites 605, 606, 640-645, 648, 649, 652, 653, 656 and 657 accommodate three guests. Veranda 3 and Veranda 4 offer preferred central location with identical accommodations to Veranda 1 and Veranda 2

345 SQ. FT. / 32 M²  
INCLUDING VERANDA (60 SQ. FT. / 6 M²)

- Teak veranda with patio furniture and floor-to-ceiling glass doors
- Sitting area
- Twin beds or queen-sized bed
- Marble bathroom with double vanity, full-sized bath, separate shower
- Walk-in wardrobe with personal safe
- Vanity table with hair dryer
- Writing desk
- 32” / 81 cm flat-screen television with Interactive Media Library
- Unlimited Standard Wifi



VISTA SUITE

- Large picture window providing panoramic ocean views (Vista Suite)
- Sitting area
- Twin beds or queen-sized bed
- Marble bathroom with double vanity, full-sized bath, separate shower
- Walk-in wardrobe with personal safe
- Vanity table with hair dryer
- Writing desk
- 32” / 81 cm flat-screen television with Interactive Media Library
- Unlimited Standard Wifi


Images are intended as a general reference. Features, materials, finishes and layout may be different than shown.





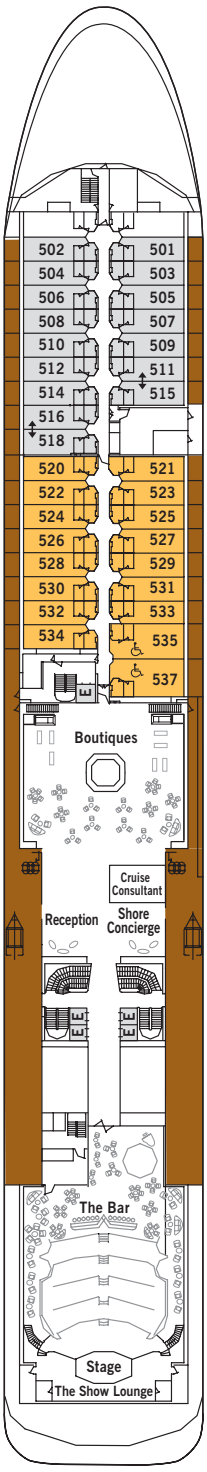
SILVER SHADOW – Deck Plans

Effective from December 3, 2019 to December 3, 2020



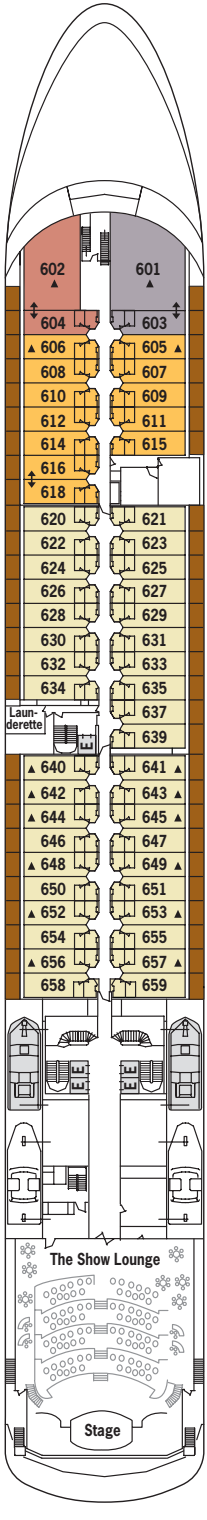
DECK 4

The Restaurant



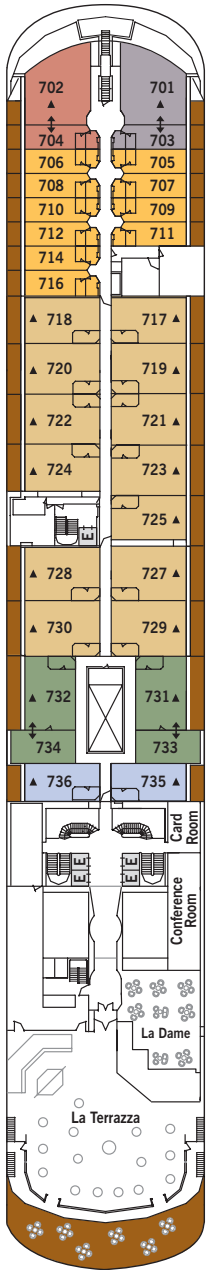
DECK 5

Boutiques  
Cruise Consultant  
Reception/Guest Relations  
Shore Concierge  
The Bar  
The Show Lounge



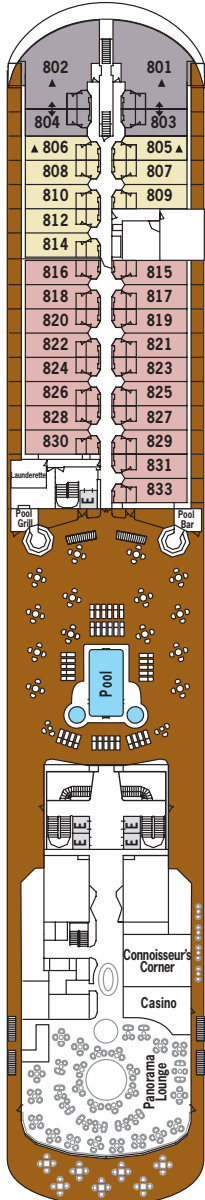
DECK 6

The Show Lounge



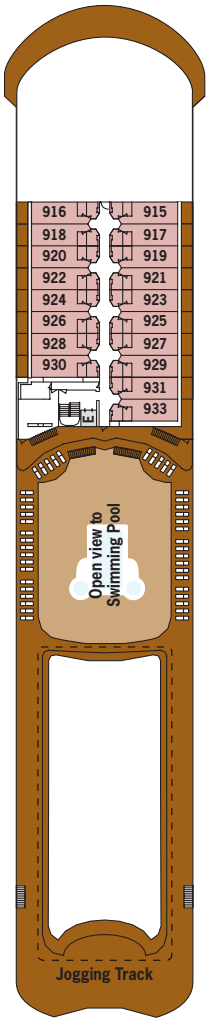
DECK 7

La Terrazza  
La Dame  
Conference/Card Room



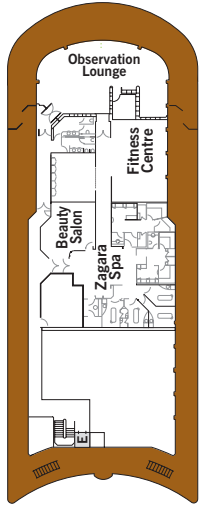
DECK 8

Pool Deck  
Pool Bar  
The Grill  
Connoisseur's Corner  
Connoisseur's Corner  
Outdoor area  
Casino  
Panorama Lounge



DECK 9

Jogging Track



DECK 10

Fitness Centre  
Zagara Beauty Spa  
Observation Lounge



SUITE CATEGORIES

- Owner's Suite . . . . .
- Grand Suite . . . . .
- Royal Suite . . . . .
- Silver Suite . . . . .
- Medallion Suite . . . . .
- Veranda 4. . . . .
- Veranda 3. . . . .
- Veranda 2. . . . .
- Veranda 1. . . . .
- Vista Suite . . . . .

SPECIFICATIONS

- Crew . . . . . 302
- Officers . . . . . European
- Guests . . . . . 388
- Tonnage . . . . . 28,258
- Length . . . . . 610 Feet/186 Metres
- Width . . . . . 81.8 Feet/24.9 Metres
- Speed . . . . . 18.5 Knots
- Passenger Decks. . . . . 7
- 3rd Guest Capacity . . . . .
- Connecting Suites . . . . .
- 416/418, 511/515, 516/518, 616/618, 731/733, 732/734
- Handicap Suites . . . . .
- 535,537
- Built. . . . . 2000
- Registry. . . . . Bahamas

Deckplans are for illustration purposes only and may be subject to change

Suite diagrams shown are for illustration purposes only and may vary from actual square footage. Please refer to suite specifications for square footage.

SILVER SHADOW – Suite Diagrams

All suites feature:

- Butler service
- Refrigerator and bar setup stocked with your preferences
- BVLGARI® bath amenities, plus a choice of other European brands
- Plush bathrobe and slippers
- Personalised stationery
- Umbrella
- Complimentary Wifi for all suites
- Direct-dial telephone(s)



OWNER’S SUITE

Available as a one-bedroom configuration or as bedroom twos (as illustrated) by adjoining with a Vista Suite.

ONE BEDROOM: 919 SQ. FT. / 85 M²  
INCLUDING VERANDA (220 SQ. FT. / 20 M²);

TWO BEDROOM: 1,264 SQ. FT. / 117 M²  
INCLUDING VERANDA (220 SQ. FT. / 20 M²)

- Large teak veranda with patio furniture and floor-to-ceiling glass doors; bedroom two has additional large picture window
- Living room with sitting area; bedroom two has additional sitting area
- Separate dining area and bar
- Twin beds or queen-sized bed; bedroom two has additional twin beds or queen-sized bed
- Marble bathroom with double vanity, separate shower and full-sized whirlpool bath, plus a powder room; bedroom two has additional marble bathroom with full-sized bath
- Walk-in wardrobe(s) with personal safe
- Vanity table(s) with hair dryer
- Writing desk(s)
- 32” / 81 cm flat-screen television(s) with Interactive Media Library
- Bose® audio system
- Unlimited Premium Wifi
- Illy® espresso machine



GRAND SUITE

Available as a one-bedroom configuration or as bedroom twos (as illustrated) by adjoining with a Veranda Suite.

ONE BEDROOM: 941–1,090 SQ. FT. / 87–101 M²  
INCLUDING VERANDA (103–116 SQ. FT. / 10–11 M²);

TWO BEDROOM: 1,286-1,435 SQ. FT. / 119–133 M²  
INCLUDING VERANDA (163–176 SQ. FT. / 16–17 M²)

- Large teak veranda with patio furniture and floor-to-ceiling glass doors; bedroom two has additional veranda
- Living room with sitting area; bedroom two has additional sitting area
- Separate dining area and bar
- Twin beds or queen-sized bed; bedroom two has additional twin beds or queen-sized bed
- Marble bathroom with double vanity, separate shower and full-sized whirlpool bath, plus a powder room; bedroom two has additional marble bathroom with full-sized bath
- Walk-in wardrobe(s) with personal safe
- Vanity table(s) with hair dryer
- Writing desk(s)
- 32” / 81 cm flat-screen television(s) with Interactive Media Library
- Bose® audio system
- Unlimited Premium Wifi
- Illy® espresso machine



ROYAL SUITE

Available as a one-bedroom configuration or as bedroom twos (as illustrated) by adjoining with a Veranda Suite.

ONE BEDROOM: 967–1,007 SQ. FT. / 90–94 M²  
INCLUDING VERANDA (110–116 SQ. FT. / 10–11 M²);

TWO BEDROOM: 1,312–1,352 SQ. FT. / 122–126 M²  
INCLUDING VERANDA (170–176 SQ. FT. / 16–17 M²)

- Large teak veranda with patio furniture and floor-to-ceiling glass doors; bedroom two has additional veranda
- Living room with sitting area; bedroom two has additional sitting area
- Separate dining area and bar
- Twin beds or queen-sized bed; bedroom two has additional twin beds or queen-sized bed
- Marble bathroom with double vanity, separate shower and full-sized whirlpool bath, plus a powder room; bedroom two has additional marble bathroom with full-sized bath
- Walk-in wardrobe(s) with personal safe
- Vanity table(s) with hair dryer
- Writing desk(s)
- 32” / 81 cm flat-screen television(s) with Interactive Media Library
- Bose® audio system
- Unlimited Premium Wifi
- Illy® espresso machine



SILVER SUITE

Silver Suites accommodate three guests.

653–701 SQ. FT. / 61–65 M²  
INCLUDING VERANDA (110–123 SQ. FT. / 10–11 M²)

- Teak veranda with patio furniture and floor-to-ceiling glass doors
- Living room (with convertible sofa to accommodate an additional guest)
- Sitting area
- Separate dining area
- Twin beds or queen-sized bed
- Marble bathroom with double vanity, separate shower and full-sized whirlpool bath
- Walk-in wardrobe with personal safe
- Vanity table with hair dryer
- Writing desk
- 32” / 81 cm flat-screen television(s) with Interactive Media Library
- Bose® audio system
- Unlimited Premium Wifi
- Illy® espresso machine



MEDALLION SUITE

Medallion Suites accommodate three guests.

521 SQ. FT. / 49 M²  
INCLUDING VERANDA (81 SQ. FT. / 8 M²)

- Teak veranda with patio furniture and floor-to-ceiling glass doors
- Living room with sitting and dining area
- Twin beds or queen-sized bed
- Marble bathroom with double vanity, separate shower and full-sized whirlpool bath
- Walk-in wardrobe with personal safe
- Vanity table with hair dryer
- Writing desk
- 32” / 81 cm flat-screen television with Interactive Media Library
- Unlimited Premium Wifi



VERANDA 1 - 4

Veranda Suites 605, 606, 640-645, 648, 649, 652, 653, 656 and 657 accommodate three guests. Veranda 3 and Veranda 4 offer preferred central location with identical accommodations to Veranda 1 and Veranda 2

345 SQ. FT. / 32 M²  
INCLUDING VERANDA (60 SQ. FT. / 6 M²)

- Teak veranda with patio furniture and floor-to-ceiling glass doors
- Sitting area
- Twin beds or queen-sized bed
- Marble bathroom with double vanity, full-sized bath, separate shower
- Walk-in wardrobe with personal safe
- Vanity table with hair dryer
- Writing desk
- 32” / 81 cm flat-screen television with Interactive Media Library
- Unlimited Standard Wifi



VISTA SUITE

- Large picture window providing panoramic ocean views (Vista Suite)
- Sitting area
- Twin beds or queen-sized bed
- Marble bathroom with double vanity, full-sized bath, separate shower
- Walk-in wardrobe with personal safe
- Vanity table with hair dryer
- Writing desk
- 32” / 81 cm flat-screen television with Interactive Media Library
- Unlimited Standard Wifi


Images are intended as a general reference. Features, materials, finishes and layout may be different than shown.





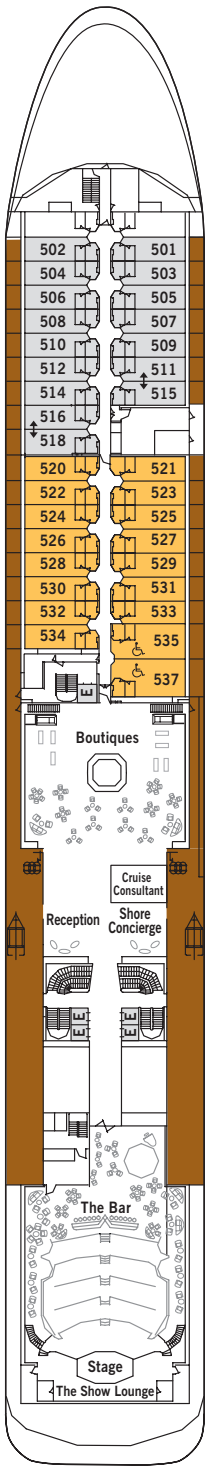
# SILVER SHADOW – Deck Plans

Effective from December 4, 2020



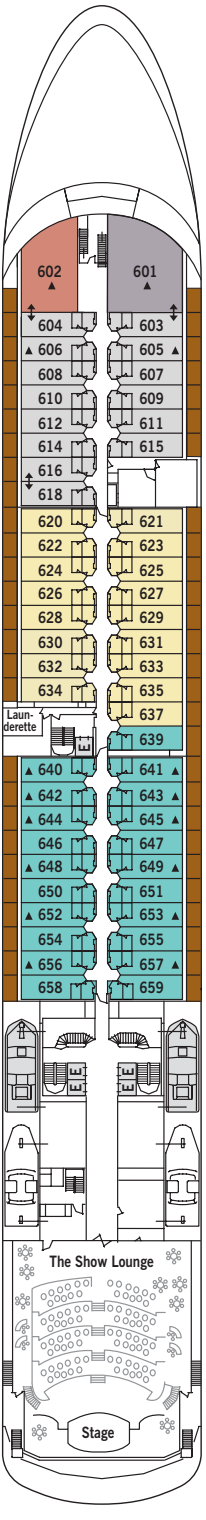
DECK 4

The Restaurant



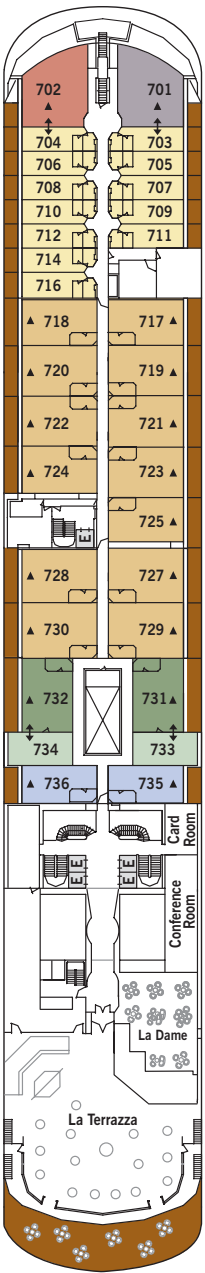
DECK 5

Boutiques  
Cruise Consultant  
Reception/Guest Relations  
Shore Concierge  
The Bar  
The Show Lounge



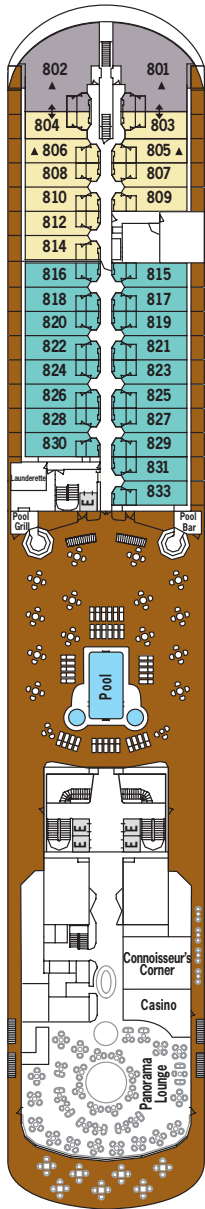
DECK 6

The Show Lounge



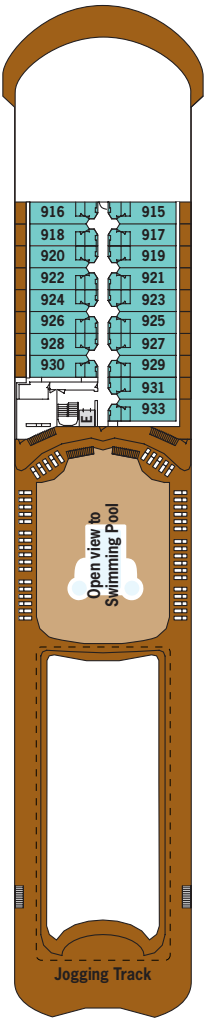
DECK 7

La Terrazza  
La Dame  
Conference/Card Room



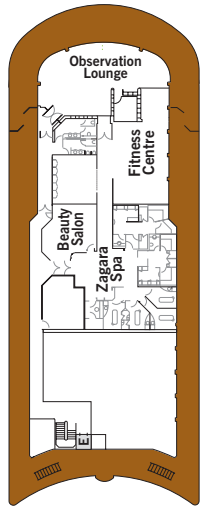
DECK 8

Pool Deck  
Pool Bar  
The Grill  
Connoisseur's Corner  
Connoisseur's Corner  
Outdoor area  
Casino  
Panorama Lounge



DECK 9

Jogging Track



DECK 10

Fitness Centre  
Zagara Beauty Spa  
Observation Lounge



## SUITE CATEGORIES

- Owner's Suite . . . . .
- Grand Suite . . . . .
- Royal Suite . . . . .
- Silver Suite . . . . .
- Medallion Suite . . . . .
- Deluxe Veranda Suite . . . . .
- Superior Veranda Suite . . . . .
- Classic Veranda Suite . . . . .
- Vista Suite . . . . .

## SPECIFICATIONS

- Crew . . . . . 302
- Officers . . . . . European
- Guests . . . . . 388
- Tonnage . . . . . 28,258
- Length . . . . . 610 Feet/186 Metres
- Width . . . . . 81.8 Feet/24.9 Metres
- Speed . . . . . 18.5 Knots
- Passenger Decks. . . . . 7
- 3rd Guest Capacity . . . . .
- Connecting Suites . . . . .
- 416/418, 511/515, 516/518, 616/618, 731/733, 732/734
- Handicap Suites . . . . .
- 535,537
- Built. . . . . 2000
- Registry. . . . . Bahamas

Deckplans are for illustration porpuses only and may be subject to change

Suite diagrams shown are for illustration purposes only and may vary from actual square footage. Please refer to suite specifications for square footage.

SILVER SHADOW – Suite Diagrams

All suites feature:

- Butler service
- Refrigerator and bar setup stocked with your preferences
- BVLGARI® bath amenities, plus a choice of other European brands
- Plush bathrobe and slippers
- Personalised stationery
- Umbrella
- Complimentary Wifi for all suites
- Direct-dial telephone(s)



OWNER’S SUITE

Available as a one-bedroom configuration or as bedroom twos (as illustrated) by adjoining with a Vista Suite.



GRAND SUITE

Available as a one-bedroom configuration or as bedroom twos (as illustrated) by adjoining with a Veranda Suite.



ROYAL SUITE

Available as a one-bedroom configuration or as bedroom twos (as illustrated) by adjoining with a Veranda Suite.



SILVER SUITE

Silver Suites accommodate three guests.



MEDALLION SUITE

Medallion Suites accommodate three guests.



DELUXE VERANDA SUITE  
SUPERIOR VERANDA SUITE  
CLASSIC VERANDA SUITE

Veranda Suites 605, 606, 640-645, 648, 649, 652, 653, 656 and 657 accommodate three guests. Deluxe Verandas offer preferred central location with identical accommodations to Classic and Superior Verandas.



VISTA SUITE

ONE BEDROOM: 919 SQ. FT. / 85 M<sup>2</sup>  
INCLUDING VERANDA (220 SQ. FT. / 20 M<sup>2</sup>);

TWO BEDROOM: 1,264 SQ. FT. / 117 M<sup>2</sup>  
INCLUDING VERANDA (220 SQ. FT. / 20 M<sup>2</sup>)

- Large teak veranda with patio furniture and floor-to-ceiling glass doors; bedroom two has additional large picture window
- Living room with sitting area; bedroom two has additional sitting area
- Separate dining area and bar
- Twin beds or queen-sized bed; bedroom two has additional twin beds or queen-sized bed
- Marble bathroom with double vanity, separate shower and full-sized whirlpool bath, plus a powder room; bedroom two has additional marble bathroom with full-sized bath
- Walk-in wardrobe(s) with personal safe
- Vanity table(s) with hair dryer
- Writing desk(s)
- 32” / 81 cm flat-screen television(s) with Interactive Media Library
- Bose® audio system
- Unlimited Premium Wifi
- Illy® espresso machine

ONE BEDROOM: 941–1,090 SQ. FT. / 87–101 M<sup>2</sup>  
INCLUDING VERANDA (103–116 SQ. FT. / 10–11 M<sup>2</sup>);

TWO BEDROOM: 1,286-1,435 SQ. FT. / 119–133 M<sup>2</sup>  
INCLUDING VERANDA (163–176 SQ. FT. / 16–17 M<sup>2</sup>)

- Large teak veranda with patio furniture and floor-to-ceiling glass doors; bedroom two has additional veranda
- Living room with sitting area; bedroom two has additional sitting area
- Separate dining area and bar
- Twin beds or queen-sized bed; bedroom two has additional twin beds or queen-sized bed
- Marble bathroom with double vanity, separate shower and full-sized whirlpool bath, plus a powder room; bedroom two has additional marble bathroom with full-sized bath
- Walk-in wardrobe(s) with personal safe
- Vanity table(s) with hair dryer
- Writing desk(s)
- 32” / 81 cm flat-screen television(s) with Interactive Media Library
- Bose® audio system
- Unlimited Premium Wifi
- Illy® espresso machine

ONE BEDROOM: 967–1,007 SQ. FT. / 90–94 M<sup>2</sup>  
INCLUDING VERANDA (110–116 SQ. FT. / 10–11 M<sup>2</sup>);

TWO BEDROOM: 1,312–1,352 SQ. FT. / 122–126 M<sup>2</sup>  
INCLUDING VERANDA (170–176 SQ. FT. / 16–17 M<sup>2</sup>)

- Large teak veranda with patio furniture and floor-to-ceiling glass doors; bedroom two has additional veranda
- Living room with sitting area; bedroom two has additional sitting area
- Separate dining area and bar
- Twin beds or queen-sized bed; bedroom two has additional twin beds or queen-sized bed
- Marble bathroom with double vanity, separate shower and full-sized whirlpool bath, plus a powder room; bedroom two has additional marble bathroom with full-sized bath
- Walk-in wardrobe(s) with personal safe
- Vanity table(s) with hair dryer
- Writing desk(s)
- 32” / 81 cm flat-screen television(s) with Interactive Media Library
- Bose® audio system
- Unlimited Premium Wifi
- Illy® espresso machine

653–701 SQ. FT. / 61–65 M<sup>2</sup>  
INCLUDING VERANDA (110–123 SQ. FT. / 10–11 M<sup>2</sup>)

- Teak veranda with patio furniture and floor-to-ceiling glass doors
- Living room (with convertible sofa to accommodate an additional guest)
- Sitting area
- Separate dining area
- Twin beds or queen-sized bed
- Marble bathroom with double vanity, separate shower and full-sized whirlpool bath
- Walk-in wardrobe with personal safe
- Vanity table with hair dryer
- Writing desk
- 32” / 81 cm flat-screen television(s) with Interactive Media Library
- Bose® audio system
- Unlimited Premium Wifi
- Illy® espresso machine

521 SQ. FT. / 49 M<sup>2</sup>  
INCLUDING VERANDA (81 SQ. FT. / 8 M<sup>2</sup>)

- Teak veranda with patio furniture and floor-to-ceiling glass doors
- Living room with sitting and dining area
- Twin beds or queen-sized bed
- Marble bathroom with double vanity, separate shower and full-sized whirlpool bath
- Walk-in wardrobe with personal safe
- Vanity table with hair dryer
- Writing desk
- 32” / 81 cm flat-screen television with Interactive Media Library
- Unlimited Premium Wifi

345 SQ. FT. / 32 M<sup>2</sup>  
INCLUDING VERANDA (60 SQ. FT. / 6 M<sup>2</sup>)

- Teak veranda with patio furniture and floor-to-ceiling glass doors
- Sitting area
- Twin beds or queen-sized bed
- Marble bathroom with double vanity, full-sized bath, separate shower
- Walk-in wardrobe with personal safe
- Vanity table with hair dryer
- Writing desk
- 32” / 81 cm flat-screen television with Interactive Media Library
- Unlimited Standard Wifi

287 SQ. FT. / 27 M<sup>2</sup>

- Large picture window providing panoramic ocean views (Vista Suite)
- Sitting area
- Twin beds or queen-sized bed
- Marble bathroom with double vanity, full-sized bath, separate shower
- Walk-in wardrobe with personal safe
- Vanity table with hair dryer
- Writing desk
- 32” / 81 cm flat-screen television with Interactive Media Library
- Unlimited Standard Wifi

Images are intended as a general reference. Features, materials, finishes and layout may be different than shown.

