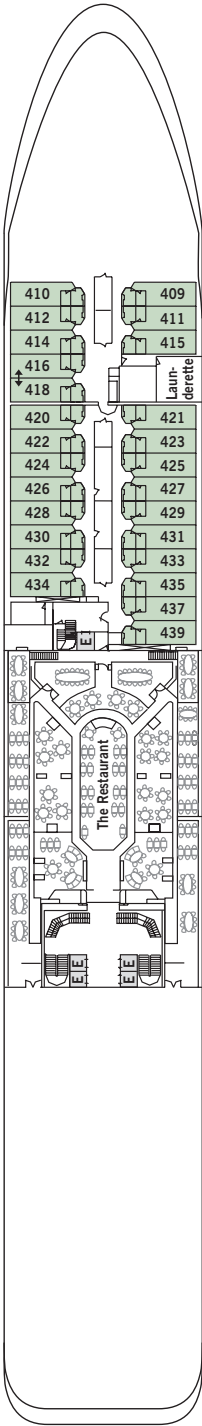


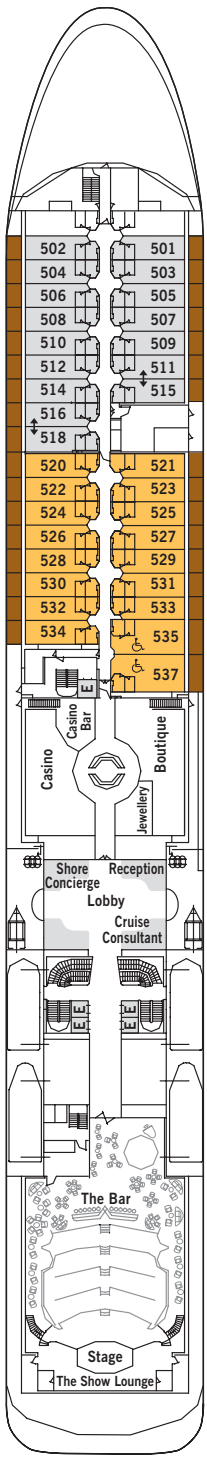
SILVER WHISPER – Deck Plans

Effective from December 20, 2018



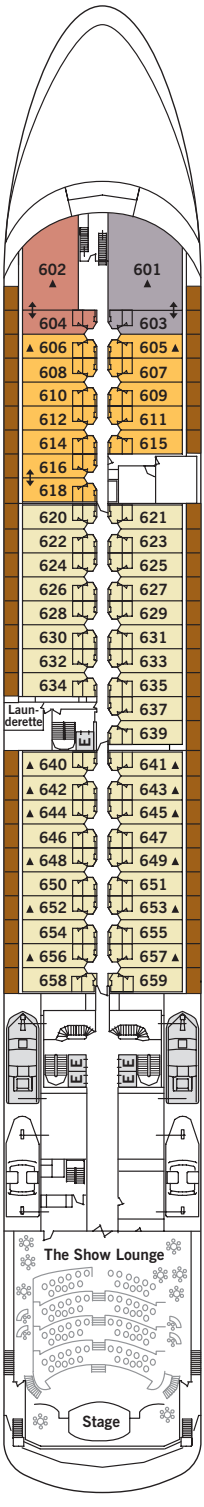
DECK 4

The Restaurant



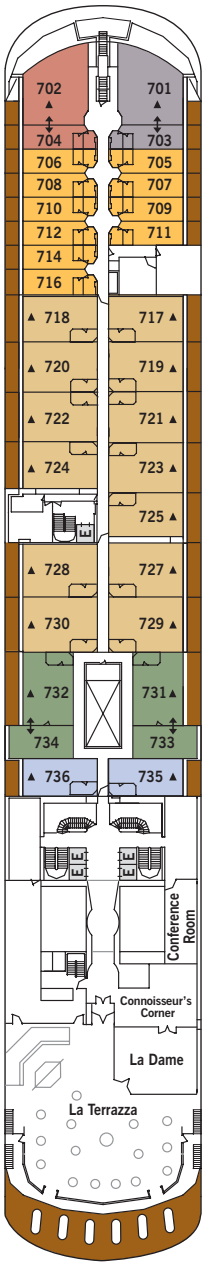
DECK 5

Casino
Casino Bar
The Bar
Boutique
Reception/Guest Relations
Shore Concierge
Cruise Consultant
The Show Lounge



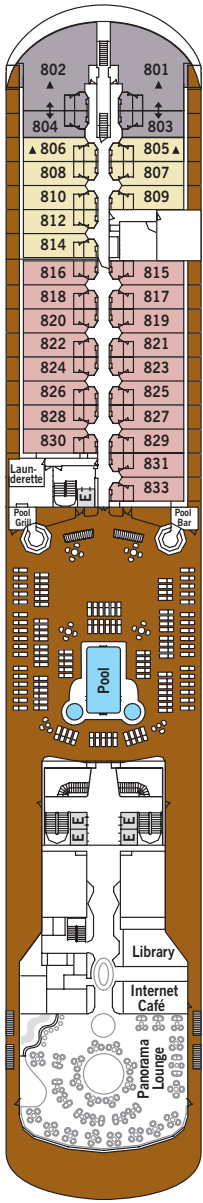
DECK 6

The Show Lounge



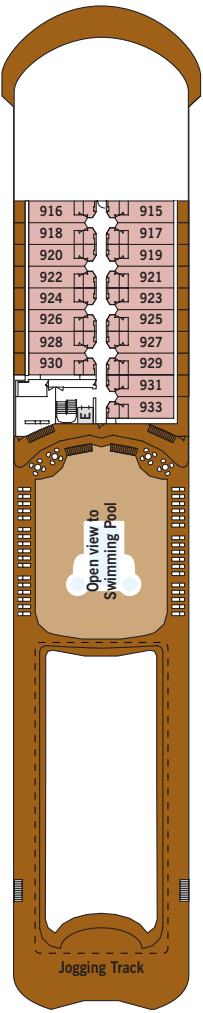
DECK 7

La Terrazza
La Dame
Connoisseur's Corner
Conference/Card Room



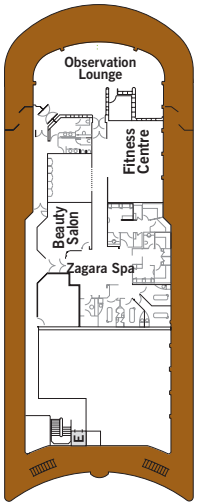
DECK 8

Pool Deck
Pool Bar
The Grill
Library
Internet Corner
Panorama Lounge



DECK 9

Jogging Track



DECK 10

Fitness Centre
Zagara Beauty Spa
Observation Lounge



SUITE CATEGORIES

- Owner's Suite
- Grand Suite
- Royal Suite
- Silver Suite
- Medallion Suite
- Veranda 4.
- Veranda 3.
- Veranda 2.
- Veranda 1.
- Vista Suite

SPECIFICATIONS

- Crew 302
- Officers European
- Guests 388
- Tonnage 28,258
- Length 610 Feet/186 Metres
- Width 81.8 Feet/24.9 Metres
- Speed 18.5 Knots
- Passenger Decks. 7
- 3rd Guest Capacity
- Connecting Suites
- 416/418, 511/515, 516/518, 602/604, 601/603, 616/618, 731/733, 732/734, 702/704, 701/703, 802/804, 801/803
- Handicap Suites
- 535,537
- Built. 2001
- Registry. Bahamas

Deckplans are for illustration porpuses only and may be subject to change

Suite diagrams shown are for illustration purposes only and may vary from actual square footage. Please refer to suite specifications for square footage.

SILVER WHISPER – Suite Diagrams



OWNER’S SUITE

Available as a one-bedroom configuration or as two-bedrooms (as illustrated) by adjoining with a Vista Suite.

ONE BEDROOM: 919 SQ. FT. / 85 M²
INCLUDING VERANDA (220 SQ. FT. / 20 M²);

TWO BEDROOM: 1,264 SQ. FT. / 117 M²
INCLUDING VERANDA (220 SQ. FT. / 20 M²)

- Large teak veranda with patio furniture and floor-to-ceiling glass doors; bedroom two has additional large picture window
- Living room with sitting area; bedroom two has additional sitting area
- Separate dining area and bar
- Twin beds or queen-sized bed; bedroom two has additional twin beds or queen-sized bed
- Marble bathroom with double vanity, separate shower and full-sized whirlpool bath, plus a powder room; bedroom two has additional marble bathroom with full-sized bath
- Walk-in wardrobe(s) with personal safe
- Vanity table(s) with hair dryer
- Writing desk(s)
- Flat-screen television(s) with Interactive Media Library
- Bose® audio system
- Illy® espresso machine
- Unlimited Premium Wifi



GRAND SUITE

Available as a one-bedroom configuration or as two-bedrooms (as illustrated) by adjoining with a Veranda Suite.

ONE BEDROOM: 941–1,090 SQ. FT. / 87–101 M²
INCLUDING VERANDA (103–116 SQ. FT. / 10–11 M²);

TWO BEDROOM: 1,286–1,435 SQ. FT. / 119–133 M²
INCLUDING VERANDA (163–176 SQ. FT. / 16–17 M²)

- Large teak veranda with patio furniture and floor-to-ceiling glass doors; bedroom two has additional veranda
- Living room with sitting area; bedroom two has additional sitting area
- Separate dining area and bar
- Twin beds or queen-sized bed; bedroom two has additional twin beds or queen-sized bed
- Marble bathroom with double vanity, separate shower and full-sized whirlpool bath, plus a powder room; bedroom two has additional marble bathroom with full-sized bath
- Walk-in wardrobe(s) with personal safe
- Vanity table(s) with hair dryer
- Writing desk(s)
- Flat-screen television(s) with Interactive Media Library
- Bose® audio system
- Illy® espresso machine
- Unlimited Premium Wifi



ROYAL SUITE

Available as a one-bedroom configuration or as two-bedrooms (as illustrated) by adjoining with a Veranda Suite.

ONE BEDROOM: 967–1,007 SQ. FT. / 90–94 M² INCLUDING VERANDA (110–116 SQ. FT. / 10–11 M²);

TWO BEDROOM: 1,312–1,352 SQ. FT. / 122–126 M² INCLUDING VERANDA (170–176 SQ. FT. / 16–17 M²)

- Large teak veranda with patio furniture and floor-to-ceiling glass doors; bedroom two has additional veranda
- Living room with sitting area; bedroom two has additional sitting area
- Separate dining area and bar
- Twin beds or queen-sized bed; bedroom two has additional twin beds or queen-sized bed
- Marble bathroom with double vanity, separate shower and full-sized whirlpool bath, plus a powder room; bedroom two has additional marble bathroom with full-sized bath
- Walk-in wardrobe(s) with personal safe
- Vanity table(s) with hair dryer
- Writing desk(s)
- Flat-screen television(s) with Interactive Media Library
- Bose® audio system
- Illy® espresso machine
- Unlimited Premium Wifi



SILVER SUITE

Silver Suites accommodate three guests.

653–701 SQ. FT. / 61–65 M²
INCLUDING VERANDA (110–123 SQ. FT. / 10–11 M²)

- Teak veranda with patio furniture and floor-to-ceiling glass doors
- Living room (with convertible sofa to accommodate an additional guest)
- Sitting area
- Separate dining area
- Twin beds or queen-sized bed
- Marble bathroom with double vanity, separate shower and full-sized whirlpool bath
- Walk-in wardrobe with personal safe
- Vanity table with hair dryer
- Writing desk
- Flat-screen television(s) with Interactive Media Library
- Bose® audio system
- Unlimited Premium Wifi



MEDALLION SUITE

Medallion Suites accommodate three guests.

521 SQ. FT. / 49 M²
INCLUDING VERANDA (81 SQ. FT. / 8 M²)

- Teak veranda with patio furniture and floor-to-ceiling glass doors
- Living room with sitting and dining area
- Twin beds or queen-sized bed
- Marble bathroom with double vanity, separate shower and full-sized whirlpool bath
- Walk-in wardrobe with personal safe
- Vanity table with hair dryer
- Writing desk
- Flat-screen television with Interactive Media Library
- Unlimited Premium Wifi



VERANDA 1 - 4

Veranda Suites 605, 606, 640-645, 648, 649, 652, 653, 656 and 657 accommodate three guests. Veranda 3 and Veranda 4 offer preferred central location with identical accommodations to Veranda 1 and Veranda 2

345 SQ. FT. / 32 M²
INCLUDING VERANDA (60 SQ. FT. / 6 M²)

- Teak veranda with patio furniture and floor-to-ceiling glass doors
- Sitting area
- Twin beds or queen-sized bed
- Marble bathroom with double vanity, full-sized bath, separate shower
- Walk-in wardrobe with personal safe
- Vanity table with hair dryer
- Writing desk
- Flat-screen television with Interactive Media Library
- Unlimited Standard Wifi



VISTA SUITE

Vista Suites 605, 606, 640-645, 648, 649, 652, 653, 656 and 657 accommodate three guests. Vista 3 and Vista 4 offer preferred central location with identical accommodations to Vista 1 and Vista 2

287 SQ. FT. / 27 M²

- Large picture window providing panoramic ocean views (Vista Suite)
- Sitting area
- Twin beds or queen-sized bed
- Marble bathroom with double vanity, full-sized bath, separate shower
- Walk-in wardrobe with personal safe
- Vanity table with hair dryer
- Writing desk
- Flat-screen television with Interactive Media Library
- Unlimited Standard Wifi

Images are intended as a general reference. Features, materials, finishes and layout may be different than shown.

